









	Index	Company	Ticker	31Dec2019	Actual	% Change Actual vs 2019	Low 2020	Actual relative to Low-High range	High 2020
1	ASCX	Alfen N.V.	AMS:ALFEN	16.44	40.00	143.3%	15.92		43.75
2	AEX	ADYEN NV	AMS:ADYEN	731.00	1415.50	93.6%	664.40		1512.00
3	ASCX	Avantium	AMS:AVTX	3.15	5.86	86.0%	2.83		8.16
4	AMX	Flow Traders	AMS:FLOW	21.54	33.42	55.2%	19.02		34.98
5	AEX	ASM International	AMS:ASM	100.15	128.25	28.1%	54.54		151.25
6	AMX	WDP	EBR:WDP	23.17	28.89	24.7%	16.00		29.14
7	AMX	Corbion	AMS:CRBN	28.12	34.75	23.6%	21.78		36.10
8	AMX	PostNL Koninklijke	AMS:PNL	2.01	2.45	21.9%	0.93		2.51
9	AEX	JUST EAT TAKEAWAY	AMS:TKWY	82.20	99.00	20.4%	58.80		102.85
10	AEX	PROSUS	AMS:PRX	66.53	79.36	19.3%	46.75		90.92
11	AEX	ASML Holding	AMS:ASML	263.70	314.00	19.1%	177.52		355.50
12	AEX	Ahold Delhaize Koninklijke	AMS:AD	22.30	25.96	16.4%	18.04		26.86
13	AEX	IMCD	AMS:IMCD	77.80	89.50	15.0%	51.65		92.10
14	AMX	BE Semiconductor Industries	AMS:BESI	34.46	38.88	12.8%	19.63		41.90
15	AEX	DSM Koninklijke	AMS:DSM	116.10	130.55	12.4%	82.20		133.00
16	ASCX	Ordina	AMS:ORDI	2.04	2.25	10.3%	1.09		2.55
17	AEX	Wolters Kluwer	AMS:WKL	65.02	69.54	7.0%	52.04		72.20
18	AEX	Philips Koninklijke	AMS:PHIA	43.52	44.25	1.7%	26.92		46.38
19	AMX	SIGNIFY NV	AMS:LIGHT	27.86	28.06	0.7%	14.26		33.69
20	ASCX	VIVORYON THERAPEUT	AMS:VYV	5.44	5.37	-1.3%	3.15		8.50
21	AMX	Fagron	EBR:FAGR	19.33	19.06	-1.4%	13.85		23.26
22	ASCX	ForFarmers	AMS:FFARM	5.74	5.64	-1.7%	4.66		6.45
23	AMX	Vopak Koninklijke	AMS:VPK	48.33	47.42	-1.9%	40.27		54.24
24	ASCX	Sif Holding	AMS:SIFG	12.50	12.20	-2.4%	7.50		14.62
25	AEX	UNILEVER	AMS:UNA	51.23	49.50	-3.4%	38.42		55.39
26	AEX	NN Group	AMS:NN	33.82	31.86	-5.8%	19.10		38.25
27	ASCX	Vastned	AMS:VASTN	26.70	25.00	-6.4%	13.88		28.05
28	ASCX	Amsterdam Commodities	AMS:ACOMO	20.75	19.42	-6.4%	12.50		22.00
29	ASCX	Accell Group	AMS:ACCEL	25.80	23.90	-7.4%	12.00		29.30
30	AEX	Akzo Nobel	AMS:AKZA	90.64	83.42	-8.0%	45.73		91.68
31	AMX	Intertrust	AMS:INTER	17.31	15.70	-9.3%	10.30		17.75
32	AMX	Arcadis	AMS:ARCAD	20.78	18.78	-9.6%	11.91		24.62
33	AEX	ASR Nederland	AMS:ASRNL	33.36	30.00	-10.1%	18.10		37.84
34	ASCX	Neways Electronics	AMS:NEWAY	9.96	8.80	-11.6%	4.75		10.20
35	ASCX	NIBC Holding N.V.	AMS:NEWAY	9.96	8.80	-11.6%	4.75		10.20
36	AMX	SBM Offshore	AMS:SBMO	16.59	14.45	-12.9%	9.77		17.44
37	AMX	Aperam	AMS:APAM	28.51	24.72	-13.3%	15.07		32.56
38	ASCX	Heijmans	AMS:HEIJM	7.50	6.49	-13.5%	4.47		8.48
39	AMX	GrandVision	AMS:GVNV	27.42	23.35	-14.8%	16.55		27.82
40	ASCX	Nedap	AMS:NEDAP	48.50	41.30	-14.8%	30.60		51.80
41	AEX	RELX	AMS:REN	22.46	19.08	-15.0%	15.38		25.34
42	AEX	Galapagos	AMS:GLPG	186.50	157.95	-15.3%	130.80		252.90
43	ASCX	Accsys Technologies	AMS:AXS	1.24	1.05	-15.3%	0.70		1.26
44	AEX	KPN Koninklijke	AMS:KPN	2.63	2.20	-16.3%	1.70		2.79
45	AEX	Heineken	AMS:HEIA	94.92	77.90	-17.9%	68.82		105.00
46	AEX	RANDSTAD NV	AMS:RAND	54.44	44.44	-18.4%	27.71		56.10
47	AMX	AALBERTS NV	AMS:AALB	40.01	32.61	-18.5%	16.16		43.11
48	ASCX	Van Lanschot Kempen NV	AMS:VLK	20.05	16.22	-19.1%	9.23		20.40
49	ASCX	TomTom	AMS:TOM2	9.42	7.26	-22.9%	5.95		10.80
50	ASCX	Advanced Metallurgical Group	AMS:AMG	21.82	16.43	-24.7%	11.79		24.48
51	ASCX	Brunel International	AMS:BRNL	9.01	6.72	-25.4%	4.38		9.30
52	ASCX	Ajax	AMS:AJAX	21.40	15.76	-26.4%	11.95		21.80
53	AMX	Boskalis Westminster Koninklijke	AMS:BOKA	22.80	16.78	-26.4%	14.14		23.50
54	AMX	ALTICE EUROPE N.V.	AMS:ATC	5.75	4.06	-29.4%	2.26		6.86
55	AMX	Basic-Fit	AMS:BFIT	33.85	23.90	-29.4%	10.52		35.75
56	AMX	NSI	AMS:NSI	43.40	30.40	-30.0%	27.00		51.70
57	AMX	Pharming Group	AMS:PHARM	1.57	1.09	-30.6%	0.75		1.60
58	ASCX	ICT Group	AMS:ICT	11.40	7.82	-31.4%	4.76		13.35
59	AMX	TKH Group	AMS:TWEKA	49.90	34.08	-31.7%	23.20		51.70
60	AMX	OCI	AMS:OCI	18.75	12.20	-34.9%	7.67		19.70
61	AEX	ING Groep	AMS:INGA	10.69	6.94	-35.1%	4.23		11.26
62	AEX	ArcelorMittal	AMS:MT	15.64	10.06	-35.7%	5.98		16.85
63	AEX	Aegon	AMS:AGN	4.07	2.49	-38.8%	1.56		4.17
64	ASCX	Kendrion	AMS:KENDR	20.95	12.24	-41.6%	8.03		21.80
65	ASCX	Sligro Food Group	AMS:SLIGR	24.00	13.64	-43.2%	11.62		26.35
66	ASCX	B&S Group SA	AMS:BSGR	9.60	5.38	-44.0%	3.90		10.46

	Index	Company	Ticker	31Dec2019	Actual	% Change Actual vs 2019	Low 2020	Actual relative to Low-High range	High 2020
67	ASCX	Lucas Bols	AMS:BOLS	14.05	7.70	-45.2%	7.24		14.35
68	AMX	BAM Groep Koninklijke	AMS:BAMNB	2.69	1.42	-47.2%	1.15		2.79
69	AEX	ABN AMRO BANK N.V.	AMS:ABN	16.22	8.23	-49.3%	5.68		16.98
70	AEX	Royal Dutch Shell A	AMS:RDSA	26.17	13.17	-49.7%	10.30		27.39
71	AMX	Eurocommercial Properties	AMS:ECMPA	25.00	10.34	-58.6%	7.58		25.36
72	AMX	Air France-KLM	EPA:AF	9.92	3.82	-61.5%	3.26		10.27
73	AMX	Fugro	AMS:FUR	9.98	3.69	-63.0%	3.02		11.16
74	ASCX	Wereldhave	AMS:WHA	20.12	7.34	-63.5%	6.00		20.66
75	AEX	UNIBAIL-RODAMCO-WESTFIELD	AMS:URW	140.65	42.91	-69.5%	40.64		142.05
			INDEXEURO:AEX	604.58	560.84	-7.2%			
			INDEXEURO:AMX	910.47	807.34	-11.3%			
			INDEXEURO:ASCX	1029.20	868.24	-15.6%			
			AEX	ongewogen gemiddelde		-6.2%			
			AMX	ongewogen gemiddelde		-15.4%			
			ASCX	ongewogen gemiddelde		-9.6%			
			AEX, AMX, ASCX	ongewogen gemiddelde		-10.4%			